



Disclaimer

THIS DOCUMENT IS PROVIDED "AS IS" WITH NO WARRANTIES WHATSOEVER, INCLUDING ANY WARRANTY OF MERCHANTABILITY, NONINFRINGEMENT, FITNESS FOR PARTICULAR PURPOSE, OR ANY WARRANTY OTHERWISE ARISING OUT OF THIS SPECIFICATION. GS1 disclaims all liability for any damages arising from use or misuse of this document, whether special, indirect, consequential, or compensatory damages, and including liability for infringement of any intellectual property rights, relating to use of information in or reliance upon this document.

GS1 retains the right to make changes to this document at any time, without notice. GS1 makes no warranty for the use of this document and assumes no responsibility for any errors which may appear in the document, nor does it make a commitment to update the information contained herein.

GS1 and the GS1 logo are registered trademarks of GS1 AISBL.

Table of Contents

1	Introduction	4
2	Standards and guidelines are created through the GSMP 4-Step Process	4
3	Standards and guidelines delivered in 2019	5
3.1	Delivered in Q4.....	5
3.2	Delivered in Q3.....	5
3.3	Delivered in Q2.....	5
3.4	Delivered in Q1.....	6
4	Work request activity	7
4.1.1	Top work request submitters.....	8
4.2	Work request aging report.....	8
4.3	Standards Development Work Groups.....	9
4.3.1	Standards Maintenance Groups (SMGs)	9
4.3.2	Mission-specific Work Groups (MSWG).....	9
4.4	Performance.....	10
4.4.1	Standards maintenance work	10
4.4.2	Development work.....	13
4.5	Project status	14
5	Participation	14
5.1	GSMP company membership	14
5.2	Voting.....	15
5.3	Event attendance	15
6	Quality	16
6.1	Due process	16
6.2	Consensus.....	16
6.3	Satisfaction survey results.....	16
6.3.1	GSMP member satisfaction survey	17
6.3.2	GS1 Standards events satisfaction survey results	17
6.3.3	GS1 Member Organisation satisfaction survey	18
	GSMP Governance Groups	18
6.4	Board Committee for Standards (BCS) members.....	18
6.5	Industry Engagement Steering Committee (IESC) members.....	18
6.6	Architecture Group (AG) members	18
	More information	19

1 Introduction

The Global Standards Management Process (GSMP) is a community-based process for creating deliverables that serve the GS1 community.

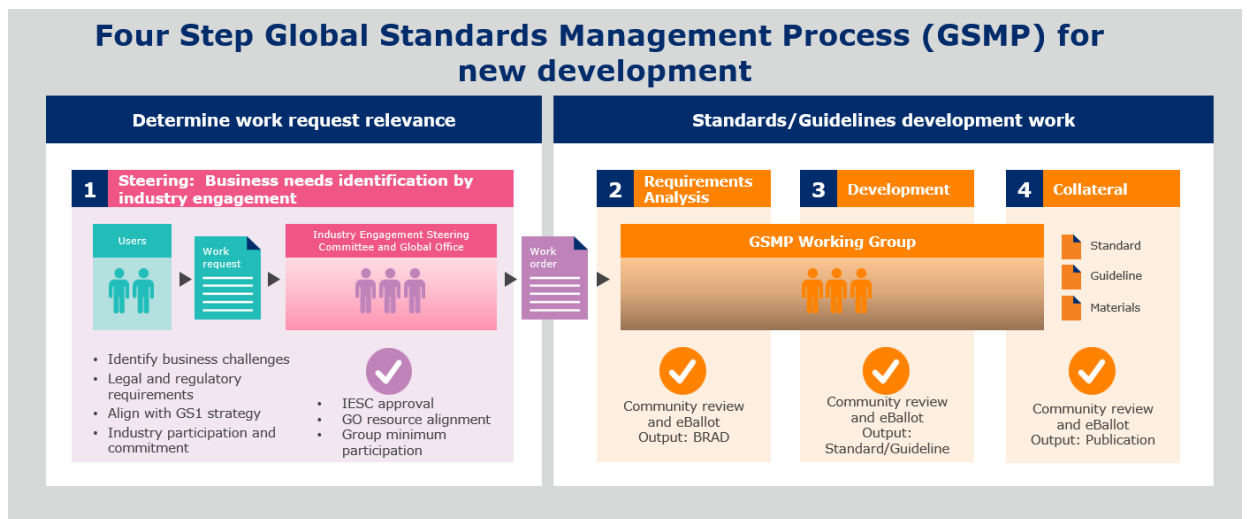
The deliverables from GSMP are:

- **GS1 standards:** documents that trading partners agree to follow in order to achieve interoperability goals. The rules that must be followed are called *normative* statements.
- **GS1 guidelines:** non-normative documents that assist individual organisations in understanding and applying GS1 standards.
- **Collateral materials:** other documents that provide an understanding of GS1 standards and GS1 guidelines and how to use them.

GSMP is measured by activity, performance, participation and quality. This report contains measurements for the 2019.

2 Standards and guidelines are created through the GSMP 4-Step Process

Figure 2-1 GSMP process



3 Standards and guidelines delivered in 2019

3.1 Delivered in Q4

Updates to the Tag Data Standard 1.13 in the area of:

- from the Transport and Logistics industry for vessels identification
- and additional changes from the Fighting Illicit Trade community

Updates to the General Specification Standard in the area of:

- use of 2D in distribution Variable Measure Trade Item
- invalid Serial Number Pairing
- clarify language related to the requirement that the same GTIN needs to be encoded when multiple barcodes appear on an item and the barcodes contain a GTIN

Updates to the Fighting Illicit Trade Application Standard based on stakeholder input in various sections of the standard

Updates to the Attribute Definition for Business Standard business-oriented names/definitions/examples and usage statements for the purpose of providing simplification and clarity of attributes to the business community:

- GROUP 23, 24, 25, 26 and 27
- Edit the use of the word "unique" in the business definition and usage statement of tradeItemDescription
- harmonize the Business Definition for feedingAmount and maximum/minimumFeedingAmount

Updates to the GDSN Trade Item Implementation Guide (TIIG) to support EU Regulation 2017/542 for Unique formula identifier (UFI)

3.2 Delivered in Q3

Updates to the GS1 Logistics Label Guideline to provide guidance on consistent implementation regarding 2D updates for General Specification V19. This guideline provides guidance on how to physically identify logistic units using the GS1 Logistic Label

Minor updates to the GS1's Lightweight Verification Messaging Standard

Updates to the GS1 Product Image Specifications to allow JPG for label images, changes to the specification naming convention for Size Comparison or Dimension Visualization, along with additional improvements to the standard to:

- allow JPG for label images, changes to the specification naming convention for Size Comparison or Dimension Visualization, along with additional improvements to the standard
- eliminate confusion, industry proposes the following new value to be added as a selection under the 17th Character position within the Product Image Specification and the reordering of Section 2.5.6 to align with the values in the naming convention

New Attribute Definitions for Business - business-oriented names/definitions/examples and usage statements for the purpose of providing simplification and clarity of attributes to the business community, processed in groups; 20, 21, 22

3.3 Delivered in Q2

A new application standard, Identification of Investigational Products in Clinical Trials, to explain how to use the GS1 identification keys and attributes for the identification of investigational products (kits and components) in clinical trial processes from the time of kit assembly, to use, and if necessary, destruction

- A new GS1 XML release 3.4., to encompass all GS1 XML EDI business requirements approved during last two years
- Updates to the Fish Traceability Guideline to add Core Business Vocabulary addition of fish attributes and Tax ID and the inclusion of 2D symbols in addition to 1D
- Updates to the GS1 Product Image Specification Standard for Consumer Product Variant (CPV) & GS1 Mobile Ready Hero Images
- Updates to the GS1 Package Measurement Rules standard for tolerance clarification, usable measures and to change the name of the standard from GDSN to GS1 Package Measurement Rules
- New Attribute Definitions for Business - business-oriented names/definitions/examples and usage statements for the purpose of providing simplification and clarity of attributes to the business community, processed in groups; 0, 1, 2, 3, 4, 5, 6, 7, 8, 9, 10, 11, 12
- Updates to the Clinical trial Protocol ID GSCN and Identification of Investigational Products in Clinical Trials Application Standard to change AI (724) to AI (7240)
- A new standard to support requests and responses for verification of product identifiers for serialized pharmaceutical products
- A new GDSN Release 3.1.9 consisting of new Attributes and Codelists
- Updates to the General Specification to include
- a new application standard, the "Basic UDI-DI" (Basic Unique Device Identifier – Device Identifier)
 - clarification of the brand owner's responsibility for managing the non-duplication of batch/lot and serial numbers in section 3.4.1 AI (10) and section 3.5.2 AI (21).
 - incorporate the new Clinical Trial Protocol ID
 - incorporate the use of 2D at Retail POS for Variable Measure Items
- New Standard Messages for the creation and management of identifier codes for Economic Operators, Facilities, Machines and Unit Level Items. In addition, there is messaging for registry responses and for message recall
- New Application Standard to explain how to implement the GS1 EPCIS standard to combat illicit trade, particularly in the context of EU 2018/574
- A new application standard in the General Specifications Standard to provide a normative GS1 response to a specific regulatory requirement. It covers identification and marking of various entities per the European Commission Implementing Regulation on technical standards for the establishment and operation of a traceability system for tobacco products
- Updates to the Trade Item Implementation Guidelines for updates to Hallmarks, Accreditations and Regulatory Labels management
- Updates to the Tag Data Standards 1.12 to include: the EPC Schemes for UPUi and PGLN, guidance to determine the length of the EPC CompanyPrefix, fixed Width Integer" encoding and decoding methods have been added (to section 14) in support of ITIP, corrections to the coding method for the Piece and Total components of the ITIP, and new AIs added to the Packed Objects ID Table for EPC User Memory
- GDSN Trade Item Implementation Guideline (TIIG) - Add the recently added units of measurement to chapter 34 of the TIIG. And create a process that in the future this will always be done
- Publication Template proposed for the initial publication of the Attribute Definitions for Business Standard v 1.0 with the larger community
- Global Product Classification Standard, Publication for June 2019

3.4 Delivered in Q1

- New - 2 Business-oriented names/definitions/examples and usage statements for the purpose of providing simplification and clarity of attributes to the business community. Group 0

New - 7 Business-oriented names/definitions/examples and usage statements for the purpose of providing simplification and clarity of attributes to the business community. - Group 1

Updates to the Clinical trial Protocol ID GSCN and Identification of Investigational Products in Clinical Trials Application Standard to change AI (724) to AI (7240)

New - application standard, Identification of Investigational Products in Clinical Trials, to explain how to use the GS1 identification keys and attributes for the identification of investigational products (kits and components) in clinical trial processes from the time of kit assembly, to use, and if necessary, destruction

Updates the Fish Traceability Guideline to add Core Business Vocabulary addition of fish attributes and Tax ID and the inclusion of 2D symbols in addition to 1D

Updates to the GS1 General Specifications Standard to incorporate the new Clinical Trial Protocol ID

Updates to the General Specification Standard to use of 2D at Retail POS for Variable Measure Items

Updates to GS1 Product Image Specification Standard for Consumer Product Variant (CPV) & GS1 Mobile Ready Hero Images

Updates to the GS1 Package Measurement Rules standard for tolerance clarification, usable measures and to change the name of the standard from GDSN to GS1 Package Measurement Rules

New - GS1 XML release 3.4, to encompass all GS1 XML EDI business requirements approved during last two years

4 Work request activity

Work requests (WR) entered for new standards or modifications to existing standards.

- 76 work requests were entered this quarter, 383 WR were entered in 2019.
- 90 work requests were closed this quarter, 359 WR were closed in 2019.

Work request activity is classified and reported in several ways below:

Table 4-1 Number of work requests by year

2016	2017	2018	2019
536	315	376	383

Table 4-2 Work requests submitted for each standard

Standard	2016	2017	2018	2019
Automatic Identification Data Capture (AIDC) *	31	24	30	17
Attribute Definition for Business	0	0	1	7
Electronic Data Interchange (EDI) (Transactional Data)	118	35	11	12
Electronic Product Code (Tag Data Standard, UHF, EPCIS & Core Business Vocabulary)	4	2	3	4
Global Data Synchronisation	240	193	207	239
Global Product Classification	123	39	108	81
Global Traceability Standard	1	5	4	1
Product Images (HERO)	10	2	4	13
RFID	2	6	1	5
Other (Digital Link, Clinical Trials, FIT, Global Model Number, Process, New Standards)	7	9	7	4
Total	536	315	376	383

Note: Changes were made in this report to the standard reporting categories to reflect

Table 4-3 Work requests submitted by category

Category	2016	2017	2018	2019
Maintenance	526	301	311	343
Development	8	9	25	9
Errata (in 2015 – 2017 most errata is included in Maintenance)	2	5	38	27
Other (category does not apply and in assessment)	0	0	2	4
Total	536	315	376	383

Table 4-4 Work requests submitted by region

Region	2016	2017	2018	2019
Asia Pacific	9	11	7	4
Europe	376	190	266	279
Latin America	1	3	0	3
North America	145	109	101	86
MEMA	0	0	0	4
Other	5	2	2	7
Total	536	315	376	383

Table 4-5 Work requests submitted by member type

Member type	2016	2017	2018	2019
Global Office	22	34	40	23
Member Organisation	365	195	268	288
Users	149	86	68	72
Total	536	315	376	383

4.1.1 Top work request submitters

Figure 4-1 Top 10 work request submitters in 2019

Organisation	2016	2017	2018	2019	Totals
GS1 Germany *	161	15	25	67	268
1WorldSync Holdings, Inc.	86	55	36	52	229
GS1 France *	43	33	52	52	180
GS1 Netherlands *	43	39	47	39	168
GS1 Sweden *	12	14	12	36	74
GS1 Belgium & Luxembourg *	0	3	54	24	81
GS1 US *	32	14	13	13	72
GS1 Canada *	21	22	27	12	82
GS1 Finland *	11	1	1	7	20
GS1 UK *	3	2	1	7	13

81%
of all WRs
submitted for
2019

* GS1 Member Organisations

4.2 Work request aging report

100 work requests remain open at year-end

Table 4-6 Overall aging report in days

Days open = date of submission to end of quarter	Under 99	100-199	200-499	Over 500	Total
GSMP Maintenance	50	25	17	1	93
GSMP Development	0	2	1	3	6
In assessment or WR not actionable			1	0	1
Total	50	27	19	4	100

4.3 Standards Development Work Groups

Standards Development (SD) Work Groups are responsible for GS1 system development including, developing GS1 standards, GS1 guidelines, and other deliverables that support their deployment. There are two kinds of SD work groups:

- **Standards Maintenance Groups (SMG):** SMGs have an indefinite lifetime, are responsible for the on-going maintenance and enhancement of one or more existing GS1 standards or GS1 guidelines.
- **Mission-specific Work Groups (MSWG):** MSWGs are formed to do a specific piece of work as described in its charter, which disbands when the work is complete. Mission-specific Work Groups are created for most work efforts of substantial scope.

Standards Development Work Group overview:

- 6 Standards Maintenance Groups (SMGs) are active; Barcodes SMG is not currently active.
- 7 Mission-specific Work Groups (MSWGs) are active.

4.3.1 Standards Maintenance Groups (SMGs)

Table 4-7 Standards Maintenance Groups operating

Group name	Call to action date	Group status
Barcodes	15 Apr 2010	Inactive
Data Accuracy (DA)	15 Apr 2010	Working
Electronic Data Interchange (EDI)	15 Apr 2010	Working
Global Master Data (GMD)	15 Apr 2010	Working
Global Product Classification (GPC)	15 Apr 2010	Working
Identification (ID)	15 Apr 2010	Working
Traceability and Event Sharing (T&E)	26 May 2011	Working

4.3.2 Mission-specific Work Groups (MSWG)

Table 4-8 Mission-specific Work Groups operating

Group name	Call to action date	Group status
Attribute Definitions for Business	27 Nov 2018	Phase II
EPCIS and CBV v2	19 February 2018	Working
Digital Link	11 Dec 2018	Phase II
Healthcare GTIN Allocation Rules	3 Dec 2018	Working
Pharmaceutical Clinical Trial Processes	21 Mar 2018	Phase II
Scan4Transport	12 Dec 2018	Working
RFID Low-Level Reader Protocol (LLRP)	19 Aug 2019	Working

Table 4-9 Mission-specific Work Groups closed this year

Group name	Call to action date	Group status
Fighting Illicit Trade, formerly High-speed Barcode Printing (HSBP)	21 March 2018	Closed – work complete
Global Model Number	15 Jan 2018	Closed – work complete

4.4 Performance

Work requests are the entry point into the GSMP process to request new standards or modify existing standards per the process and procedures laid out in the GSMP Manual. The time it takes for a work request to be processed in GSMP is measured below.

4.4.1 Standards maintenance work

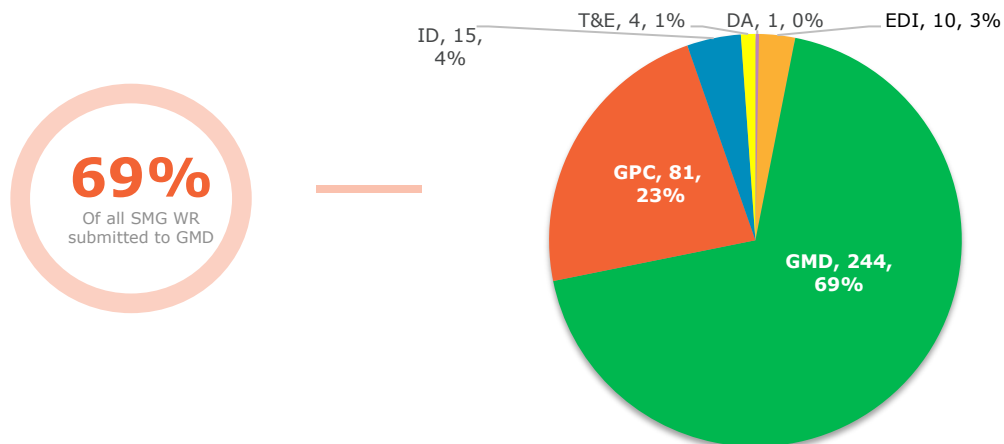
A work request is categorised as maintenance if it is a single, or a group of small changes to an existing standard or guideline, that can be developed in a Standards Maintenance Group. Examples: errata, new EDI code values, new symbol placement rules, GDSN Validation Rules.

There are two types of maintenance work requests:

- **Maintenance Type 1:** Simple changes to a standard, considered on-time if it is completed within 180 days (10-day variance)
- **Maintenance Type 2:** Development time is expected to be longer than 180 days. These are considered on-time, if completed within 365 days (10-day variance)

4.4.1.1 Work requests submitted to Standards Maintenance Groups (SMG) in 2019

Figure 4-2 SMG Work requests submitted to Standards Maintenance Groups in 2019

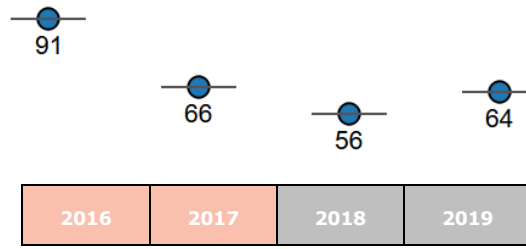


4.4.1.2 Standards Maintenance Groups' Performance

- 96% of all maintenance work requests completed in 2019 were completed within the service level agreement stated above

The median development time for a 2019 maintenance work request is 64 days

Figure 4-3 Median days in development for all Standards Maintenance Group work by year



Legend:

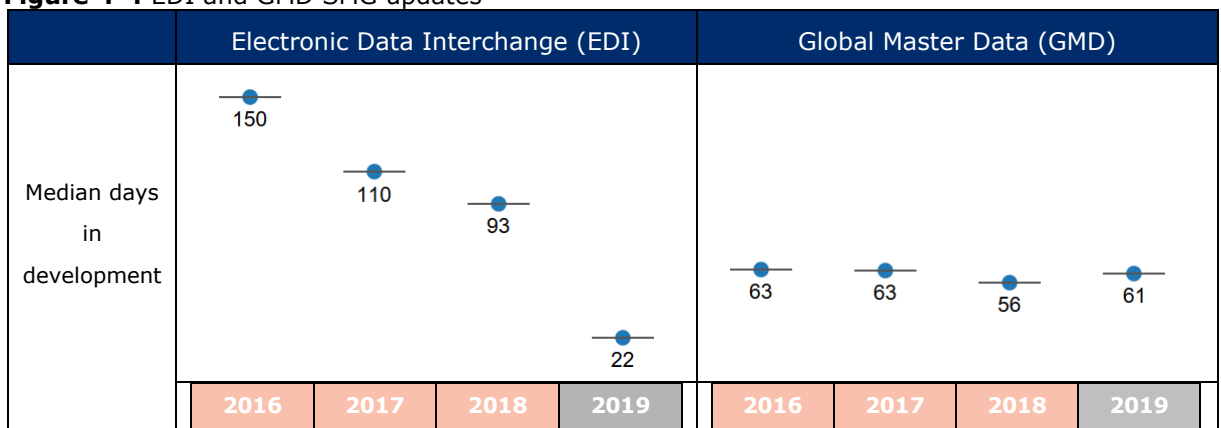
All WR for year are closed
 WR are still open for year

Table 4-10 Standards Maintenance Groups work request activity summary for 2019

Standards Maintenance Group (SMG)	Total WR entered 2019	Total WR entered this Qtr	Total WR closed 2019	Closed on time	Additional time needed	% Closed on-time	Withdrawn/ Solution exists/bundled	Open WR Dec 31, 2019
Data Accuracy (DA)	1	0	2	2	0	100%	0	0
Electronic Data Interchange	10	3	12	9	1	90%	2	3
Global Master Data (GMD)	244	46	234	185	9	95%	40	40
Global Product Classification (GPC)	81	23	59	51	2	96%	6	39
Identification (ID)	15	1	14	13	0	100%	1	4
Traceability & Event Sharing	4	0	4	2	0	100%	2	0
Total (SMG)	355	73	333	267	12	96%	51	86

Note: Maintenance on time performance is measured from the submission date, to the GSMP complete date, and ready for ratification (if applicable).

Figure 4-4 EDI and GMD SMG updates



	Electronic Data Interchange (EDI)	Global Master Data (GMD)
Top WR submitter		
Highlights	<ul style="list-style-type: none"> EDI XML Maintenance Release 3.4.1 (FIT EDI part), has been published. There are no changes to the EANCOM standard at this time. 	<ul style="list-style-type: none"> Steve Robba has assumed the role of Standards Development Leader for the GMD SMG, Trade Item Implementation Sub-group and Validations Sub-group The GMD SMG processed 65% of all SMG WRs entered this quarter. Release 3.1.11 was processed and published December 2019. Web Vocabulary release for GS1 Digital Link into production in December 2019. Release 3.1.12 submitted late into GSMP.

Legend: ■ All WR for year are closed ■ WR are still open for year

Figure 4-5 GPC and ID SMG updates

	Global Product Classification (GPC)	Identification (ID)								
Median days in development										
	<table border="1"> <tr> <td style="background-color: #f4a460;">2016</td> <td style="background-color: #f4a460;">2017</td> <td style="background-color: #cccccc;">2018*</td> <td style="background-color: #cccccc;">2019</td> </tr> </table>	2016	2017	2018*	2019	<table border="1"> <tr> <td style="background-color: #f4a460;">2016</td> <td style="background-color: #f4a460;">2017</td> <td style="background-color: #f4a460;">2018*</td> <td style="background-color: #cccccc;">2019</td> </tr> </table>	2016	2017	2018*	2019
2016	2017	2018*	2019							
2016	2017	2018*	2019							
Top WR submitter										

	Global Product Classification (GPC)	Identification (ID)
Highlights	<ul style="list-style-type: none"> There are issues loading the Greek translation. IT is working on a solution. Added a new segment called monetary assets GPC Standard is currently translated into 29 different languages (www.gs1.org/standards/gpc/translations) 	<ul style="list-style-type: none"> Releasing General Specification V20 to meet needs of industry Conducting two General Specification V20 webinar on 23 January Released Logistic Label Guideline 1.3 - July 2019 Welcome Jean Christophe Gilbert (GS1 France) as our new co-chair of ID SMG There is a vacant Co-Chair position and looking for participant to fill the vacancy. 2D next steps are being discussed with Industry Engagement, Subject Matter Experts

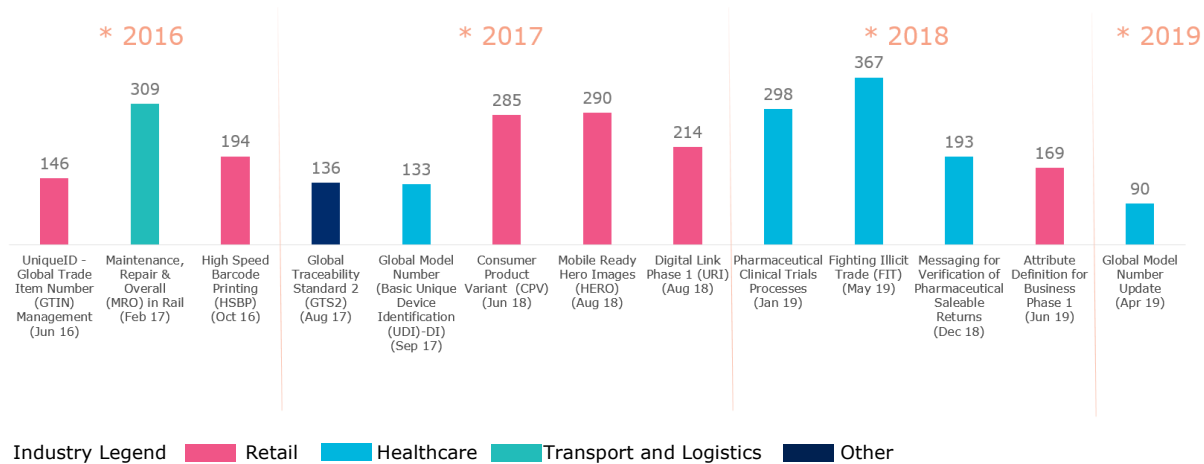
Note: Traceability & Event Sharing and Data Accuracy SMG's have minimal activity, and therefore, are not included.

Legend: All WR for year are closed WR are still open for year

4.4.2 Development work

A work request is categorised as development if it involves creation of a new standard/guideline, or significant change to existing standard/guideline, and the work is completed in a Mission Specific Work Group. Examples: extension to GDSN, a new EPCglobal High Frequency (HF) Air Interface Standard, enhancement to the EPCIS Standard to include aggregation layers, a new barcode symbology, a new Business Message Standard. Development work is on time if the work is completed in, or under the estimated time to complete. The estimated completion date is defined in the project plan at the start of the development stage. The chart below shows the projects delivered in the respective years. The average time to deliver a large Standards Development project is 217 days (median 194).

Figure 4-6 Development projects delivered in GSMP since improvements



4.5 Project status

Figure 4-7 Status of projects

Mission Specific Work Group Name	IESC project approval/group formation	Requirements	Standard in development	Completed	Target delivery date
Attribute Definitions for Business Phase 2 - Food/Near Food	Currently processing pilot feedback				Nov '19
EPCIS and CBV 2.0	Multiple work streams in different steps				Q1 '20
GS1 Digital Link	IP issues resolved - standard ready to motion				Jun '19
Healthcare GTIN Allocation Rules					Mar '20
Pharmaceutical GS1 Clinical Trials - Phase 2 Electronic Messaging	EDI complexity moved delivery date from Dec 2019				Feb '20
RFID Low-Level Reader Protocol					Oct '20
Scan4Transport					Apr '20

Legend ■ On-time ■ At risk ■ Will not meet target ■ Complete

5 Participation

Participants in GSMP are organisations (companies or other recognised entities); each organisation is represented by one or more individuals belonging to that organisation. There is no limit to the number of individuals from a single organisation that may participate. Companies not a member of GS1 are non-voting. There are three types of participating members:

1. GSMP community member (non-voting)
 - Company has signed GS1 Intellectual Property (IP) Policy
 - Individual has joined the GSMP group in GS1 Community Room
2. GSMP community member (voting)
 - Company is a member of GS1
 - Company has signed GS1 Intellectual Property (IP) Policy
 - Individual has joined the GSMP group in GS1 Community Room
3. GSMP Work Group member (voting or non-voting?)
 - Company has signed the GS1 Intellectual Property (IP) Policy
 - Company has signed a group Opt-in Agreement
 - Member has joined the GSMP group in GS1 Community Room
 - If company is a member of GS1, they are a voting member of the group, otherwise they are a non-voting member

5.1 GSMP company membership

Table 5-1 Number of member companies in GSMP by year

Group	2015	2016 *	2017	2018	2019
Users	442	496	317	407	462
MO's	56	56	52	54	56
Total	498	552	369	461	518

* GSMP changed membership management systems in April of 2017. All companies who did not have an active associate since January 1, 2016, were archived due to inactivity

Table 5-2 Member companies by interest category

Interest category	# of participants
Academia	6
Association	9
Auto-ID	3
Central Bank	5
Data Pool	8
Distributor / Group Purchasing	9
eTailer	2
Government Agency	10
GS1 Certified Data Pool	7
GS1 MO	56
Hospital	9
Logistics Provider	17
Manufacturer	154
Regulatory Body	4
Retailer	49
Solution Provider	170
Total	518

Table 5-3 Member companies by region

Region	# of Companies
Asia Pacific	32
Europe	274
Latin America	18
Middle East & Africa	12
North America	182
Total	518

- GSMP has 518 active member companies in a GSMP Work Group, 419 companies are voting members and 99 companies are non-voting

5.2 Voting

Each company/organisation represents one vote in GSMP, regardless of the number of associates. GSMP requirements and standards reach approval by community eBallots. Each eBallot requires approximately 12 votes with additional supply chain role minimum votes (charter variations may apply).

- The average number of votes per ballot in 2019 was 19, a total of 189 ballots were passed in 2019

5.3 Event attendance

GS1 Global Office hosts two events every year for the GS1 community to collaborate face-to-face on industry needs and the development of GS1 standards. The next event will be:

- GS1 Standards Event will be co-located with GS1 Connect in Las Vegas, Nevada USA on 15-16 June 2020

The latest GS1 Standards Event took place in Lisbon, Portugal, 09-13 September 2019.

Table 5-4 Event attendance by individual/organisation

By Organisation	2016 Jersey City	2016 Brussels	2017 Jersey City	2017 Brussels	2018 Jersey City	2018 Dublin	2019 Denver	2019 Lisbon
Affiliate, Associates, Auto-ID Lab, other	5/5	36/26	12/7	21/14	21/12	18/14	6/5	30/22
Data Pool and Solution Provider	25/18	63/43	19/13	57/47	27/21	66/52	28/20	52/35

By Organisation	2016 Jersey City	2016 Brussels	2017 Jersey City	2017 Brussels	2018 Jersey City	2018 Dublin	2019 Denver	2019 Lisbon
Distributor / Group Purchasing and Manufacturer	30/24	29/25	17/15	34/27	22/18	32/26	22/15	22/19
Global Office staff	49/1	80/1	50/1	84/1	53/1	61/1	18/1	50/2
GS1 MO	82/24	124/27	92/23	165/32	74/20	162/36	34/13	149/35
Hospital and Retailer	16/13	9/6	10/7	18/14	9/7	19/14	11/6	8/6
Total	207/85	340/128	200/66	379/135	206/79	358/143	119/60	311/119

6 Quality

The GSMP defines quality as the entire process employed to ensure that all GS1 standards are user-driven, globally applicable, royalty-free (to the best of our ability) and that ultimately meets the needs and requirements defined by its members.

6.1 Due process

All GSMP groups are expected to follow the processes and procedures specified in the GSMP Manual. A community eBallot is used to confirm community consensus to progress a draft standard, or other GSMP deliverable.

6.2 Consensus

Decision-making is achieved through consensus, which is defined as approval without sustained opposition. Voting options are yes, no and abstain. Total votes cast were 3,569; 3,051 yes, 25 nos, 493 abstain. Abstain is used when a voter is not familiar enough with the material to cast a vote but has read the material.

Below are measures of due process and consensus in the GSMP:

- Zero (0) due process infractions
- 90% of all eBallots approved in 2019 were unanimous
- 99% of votes cast in 2019 were affirmative (not including abstain)

6.3 Satisfaction survey results

GS1 issues several surveys to measure satisfaction with GSMP. Survey results are structured in three categories:

- unfavourable = sum of very dissatisfied and fairly dissatisfied
- neutral
- favourable = sum of satisfied and very satisfied

Favourable and unfavourable answers are shown in percent using this structure: fav/unfav. Neutral answers are not used in reporting the survey results; they are viewed as opportunities to move a response to favourable. The results of the three surveys are detailed in the next three sections.

6.3.1 GSMP member satisfaction survey

Overall satisfaction with GSMP rose 3 percentage points to an all-time high of 84%, followed by a slight decline of 2 percentage points for staff to 88% favourable with 1 unfavourable. The Process rose again by 4% points to another all-time high of 71% satisfied.

Figure 6-1 GSMP member satisfaction survey results

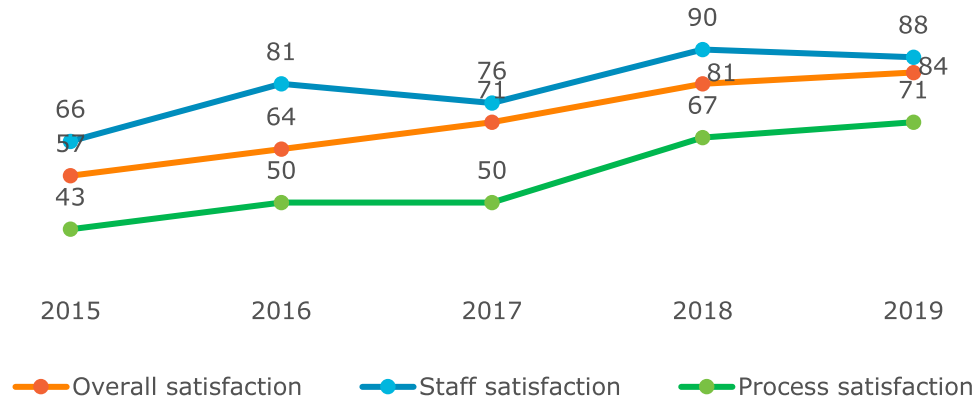


Table 6-1 GSMP member satisfaction survey results; satisfaction overall, with the staff, and with the process

	2014	2015	2016	2017	2018	2019
Questions	% FAVS/UNFAVS					
Overall satisfaction with GSMP	57/7	57/13	64/8	71/3	81/3	84/3
Satisfaction with GSMP staff	73/4	66/9	81/2	76/3	90/0	88/1
Efficiency of process	39/14	43/17	50/8	50/5	67/5	71/6

6.3.2 GS1 Standards events satisfaction survey results

Table 6-2 GS1 Event satisfaction survey results

Programme Activity	2016 Jersey City	2016 Brussels	2017 Jersey City	2017 Brussels	2018 Jersey City	2018 Dublin	2019 Denver	2019 Lisbon
Overall, how satisfied were you with the GS1 Standards Event?	98/2	97/0	92/2	98/0	96/2	97/0	77/19	99/0
How satisfied were you with the event facilities?	99/0	79/6	91/0	88/4	93/1	95/1	96/4	91/4
How satisfied were you with the week's agenda?	96/4	98.2	88/13	98/2	95/5	97/3	75/7	94/6
How satisfied were you with the Tuesday Plenary?	93/7	80/7	92/0	83/0	89/3	83/1	N/A	94/0
Average	97%	89%	91%	92%	93%	93%	83%	95%

6.3.3 GS1 Member Organisation satisfaction survey

Favourable responses from GS1 Member Organisations stayed steady at 74% satisfied.

Figure 6-3 GSMP MO satisfaction survey results



Table 6-4 GS1 MO satisfaction survey results table

Question	% FAVS/UNFAVS					
	2014	2015	2016	2017	2018	2019
Overall satisfaction with GSMP	75/2	64/1	73/0	78/3	74/4	74/4

GSMP Governance Groups

6.4 Board Committee for Standards (BCS) members

Art Smith, GS1 Canada
 Barron Witherspoon, Procter & Gamble
 Carrie Wilkie, GS1 US
 Elzbieta Halas, GS1 Poland
 Ingo Wolters, GS1 Germany
 Jean-Marc Klopfenstein, Nestlé
 Juan Antonio Sanfeliu, Manufacturas Antonio Gassol
 Lori Schrop, J.M. Smucker Co.
 Maria Palazzolo, GS1 Australia - Chair
 Miguel Lopera, GS1
 Vivek Balasubramanian, Amazon
 Vivek Nadadur, Johnson & Johnson
 Xavier Barras, GS1 France

6.5 Industry Engagement Steering Committee (IESC) members

Amber Walls, GS1 US
 Ana Paula Maniero, GS1 Brasil
 Cédric Lecolley, GS1 France - Chair
 Halim Recham, GS1 Algeria
 Jeff Denton, Amerisource Bergen - Chair
 Loek Boortman, GS1 Netherlands
 Marcel Sieira, GS1 Australia
 Ruediger Hagedorn, Consumer Goods Forum
 Thomas Adler, Procter and Gamble
 Virginia Vaamonde, GS1 Brasil

6.6 Architecture Group (AG) members

Amber Walls, GS1 US
 Andrew Tuerk, Syndigo
 Elizabeth Waldorf, TraceLink, Inc
 Eugen Sehorz, GS1 Austria



Gina Tomassi, Pepsico
Henri Barthel, GS1 GO - Chair
Jenyu Wang, Auto-ID Labs at Fudan University
John Terwilliger, Abbott
Kevin Dean, GS1 Canada
Maneesh Naganaud, GS1 GO
Marc Cox, Philips
Mark Harrison, Milecastle Media
Paul Reid, GS1 UK
Ralph Tröger, GS1 Germany
Robert Beideman, GS1 GO
Roberto Matsubayashi, GS1 Brasil
Seán Lightholder, Walmart
Staffan Olsson, GS1 Sweden
Sue Schmid, GS1 Australia - Chair
Sylvia Rubio Alegren, ICA
Vera Feuerstein, Nestlé - Chair
Xavier Barras, GS1 France

More information

Access this document and other GSMP reports at this website: <http://www.gs1.org/gsmpr/reports>

Please contact Eileen Harpell with your questions or suggestions: GSMP@GS1.org